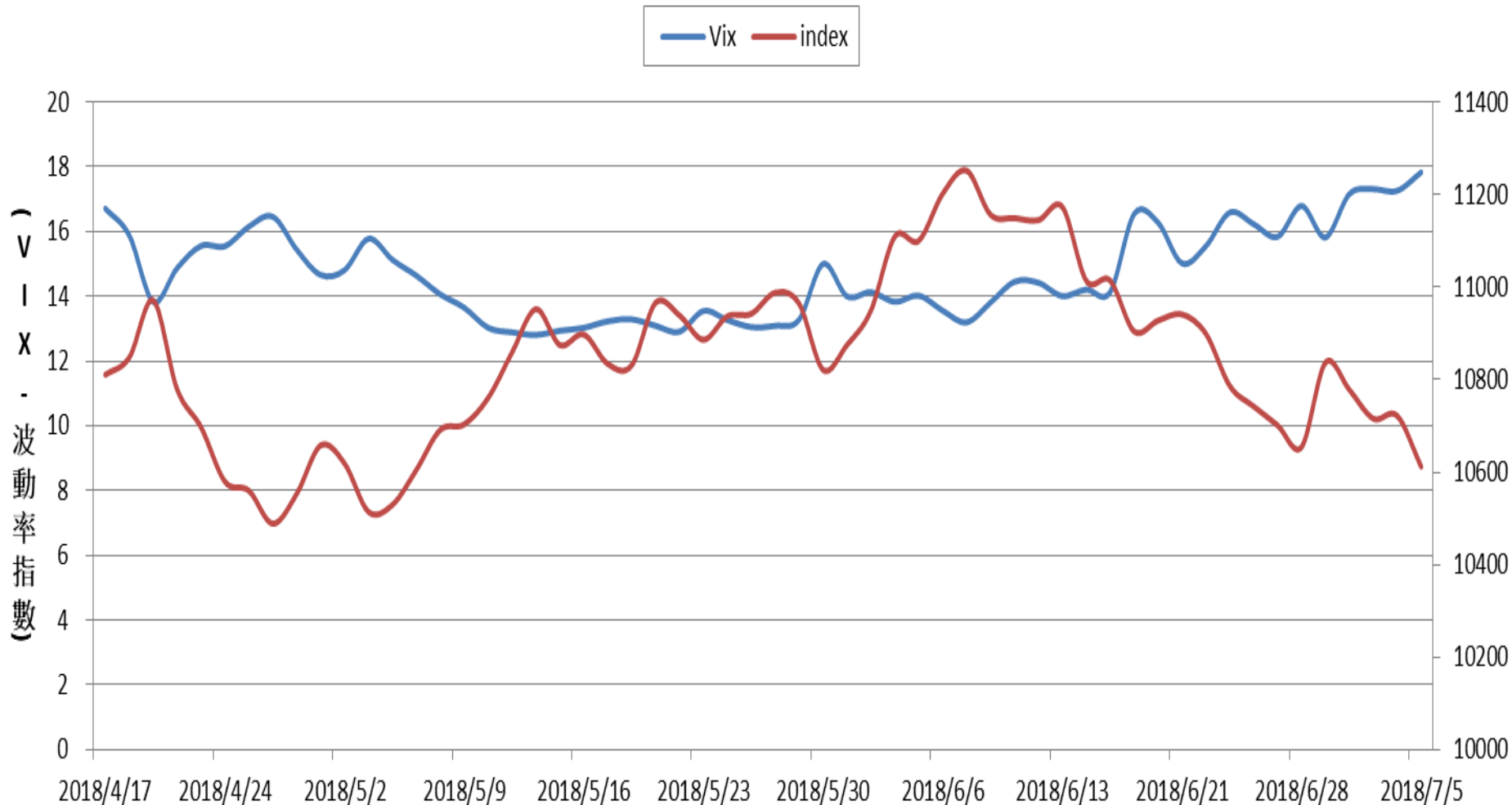
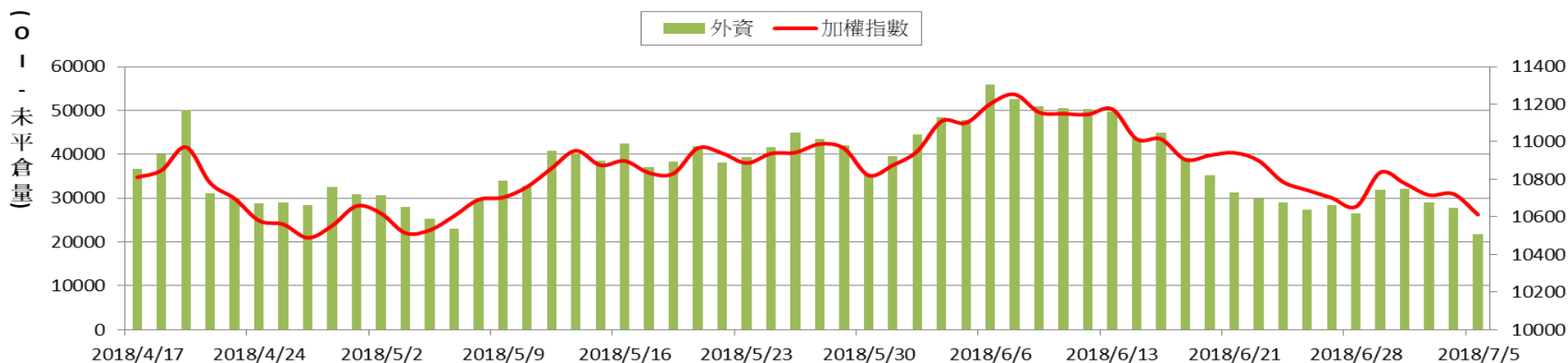
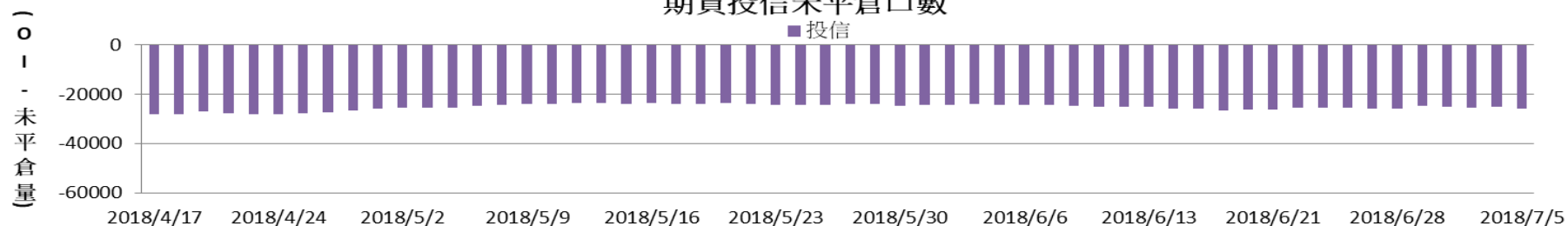
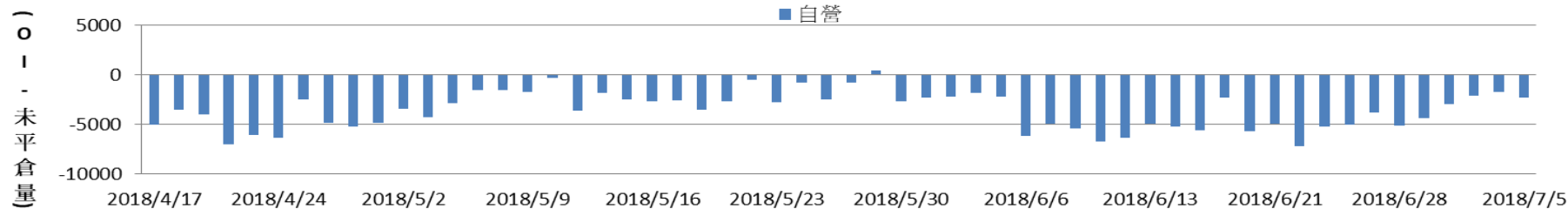
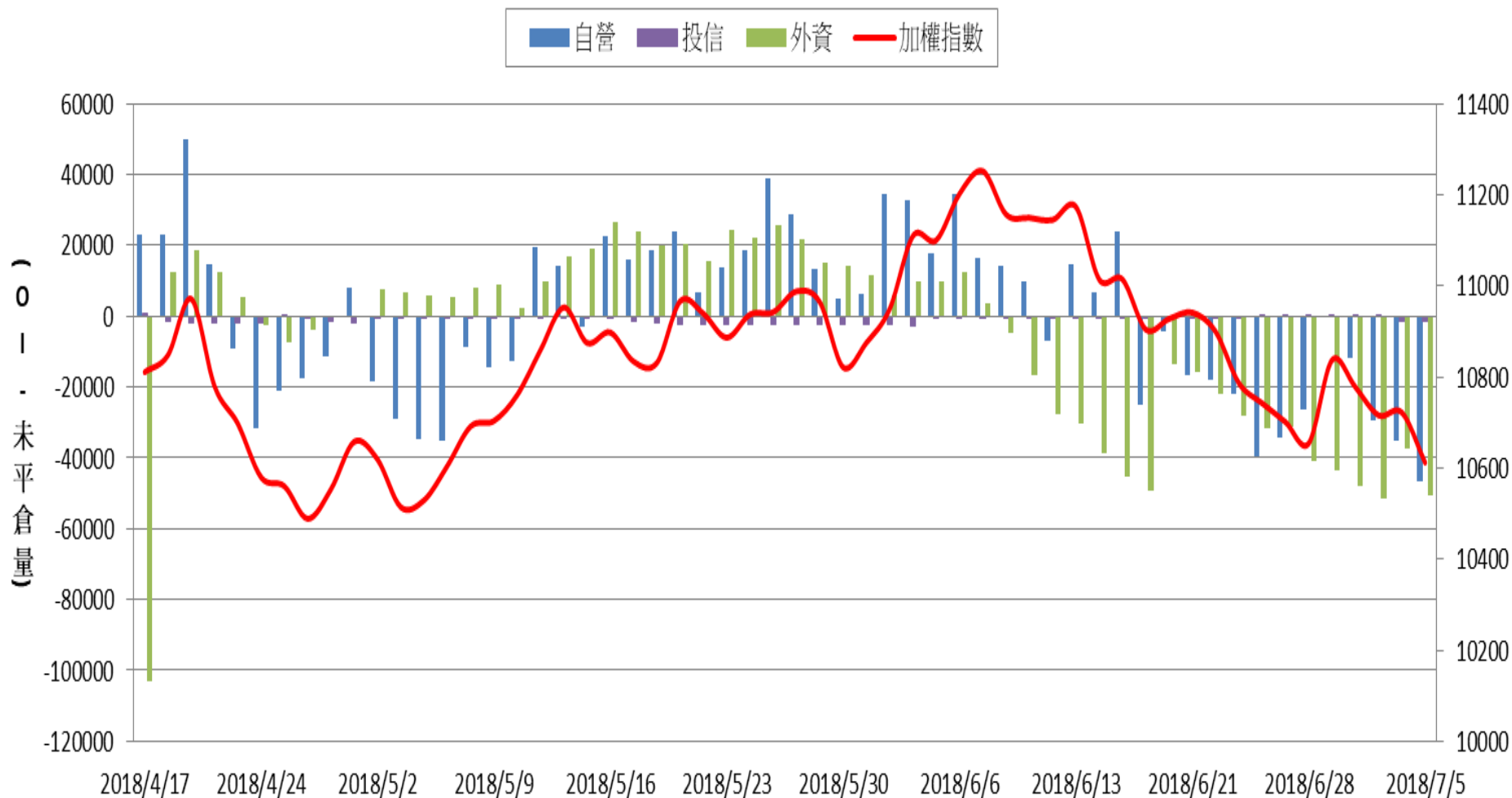


Vix指數 V.S 加權指數

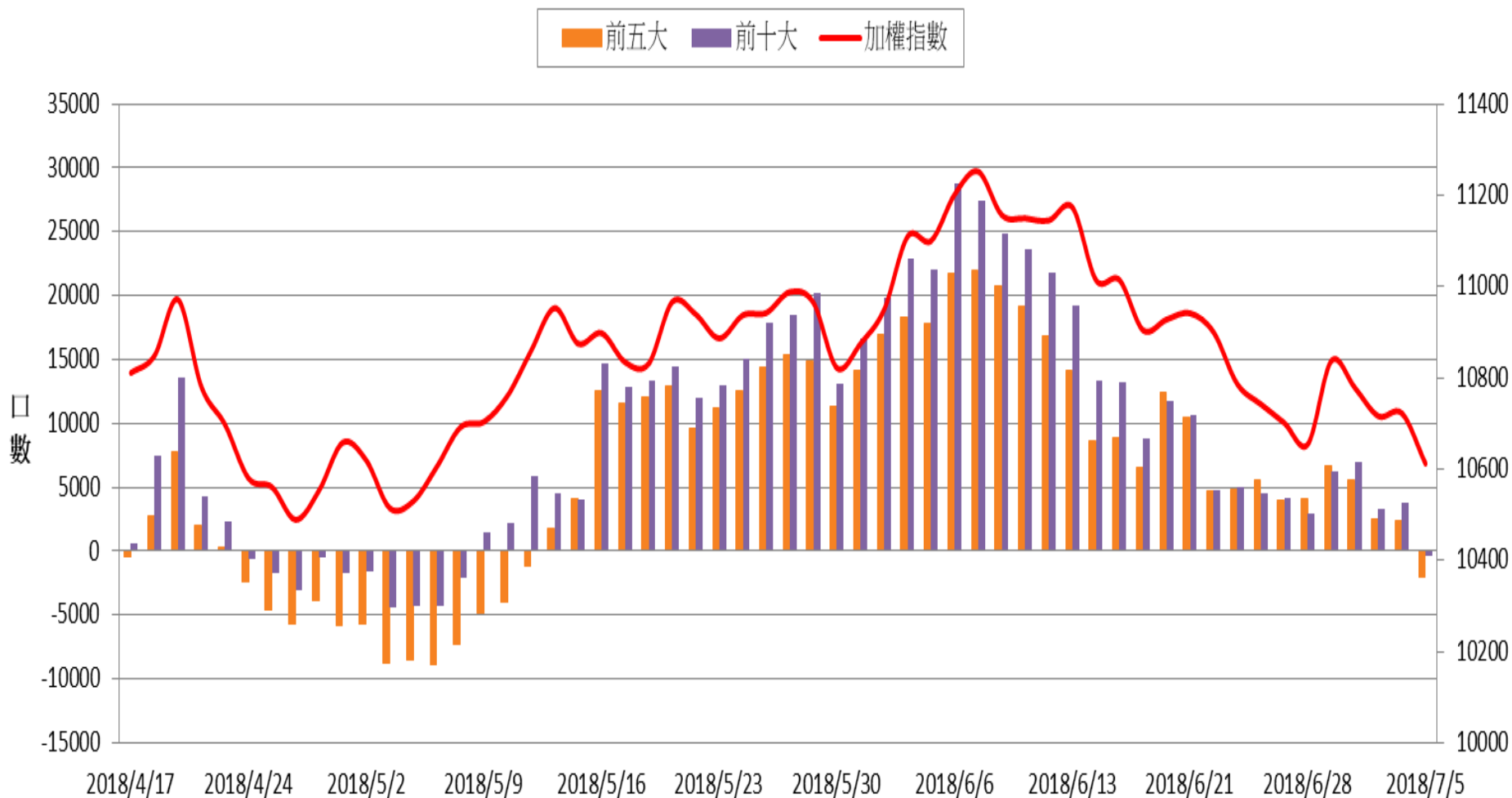


**期貨外資未平倉口數V.S 加權指數**

**期貨投信未平倉口數**

**期貨自營未平倉口數**


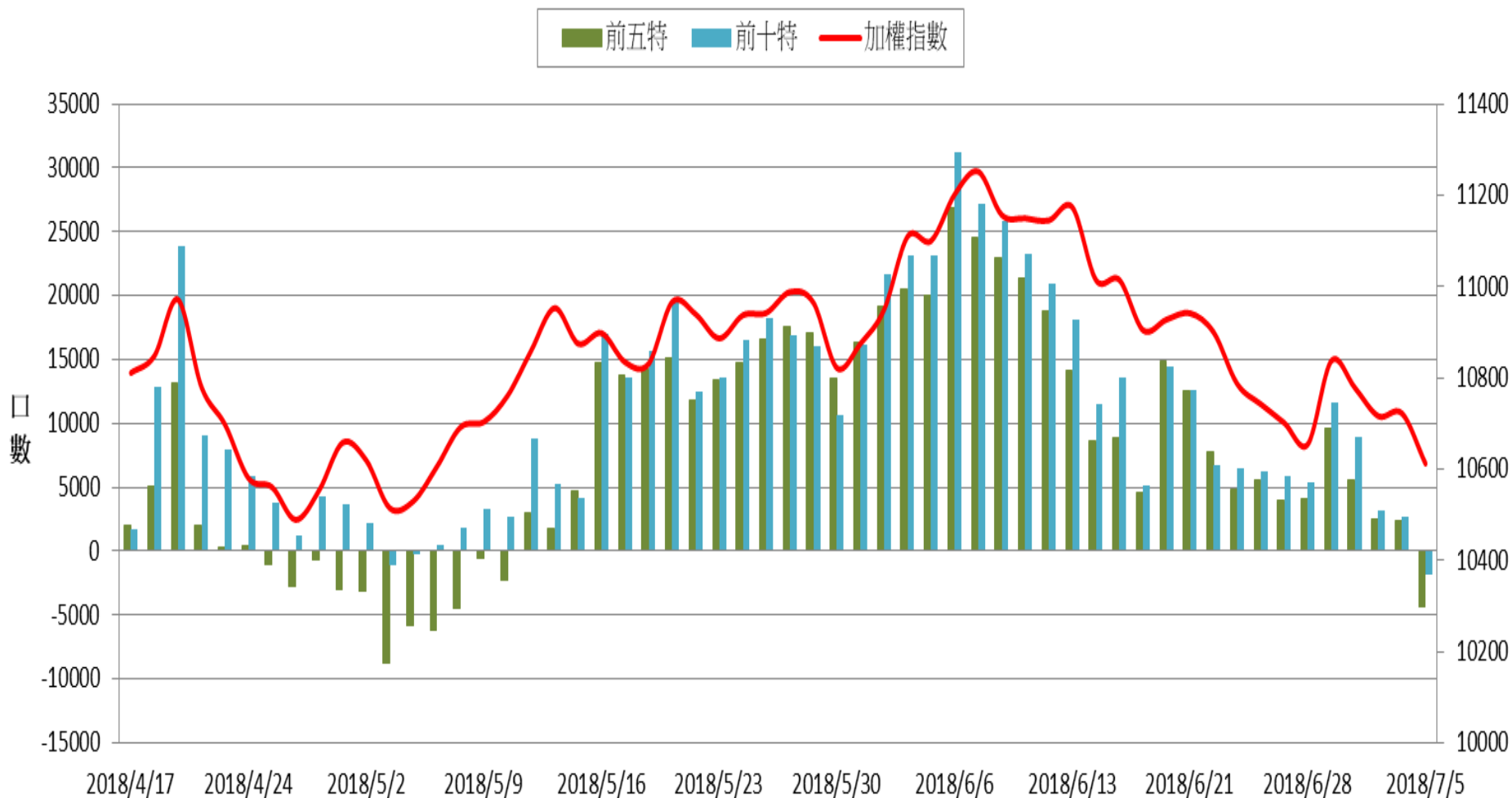
### 選擇權三大法人未平倉口數V.S 加權指數



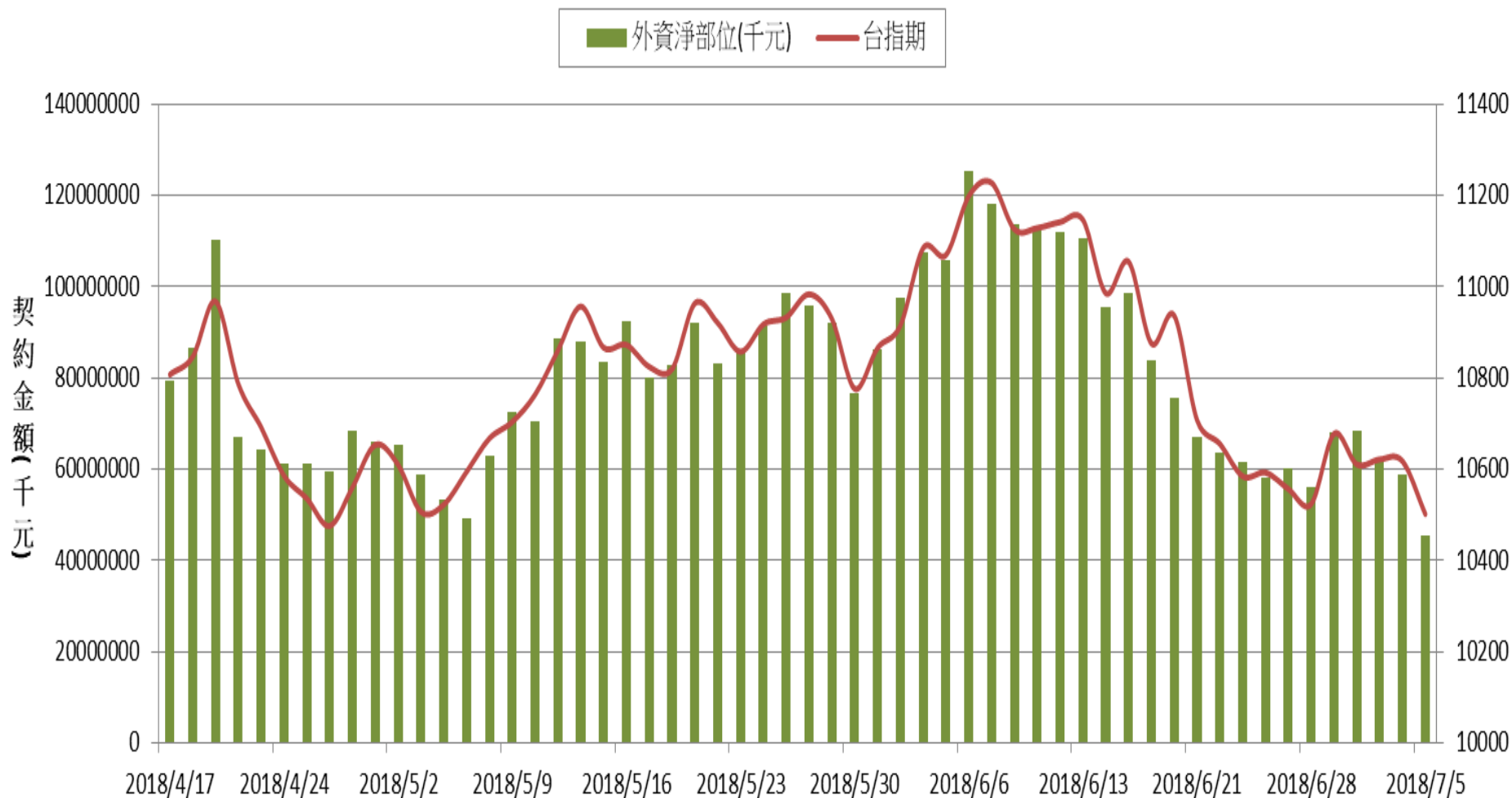
### 加權指數V.S期貨大額法人未平倉口數



### 加權指數V.S期貨特定法人未平倉口數

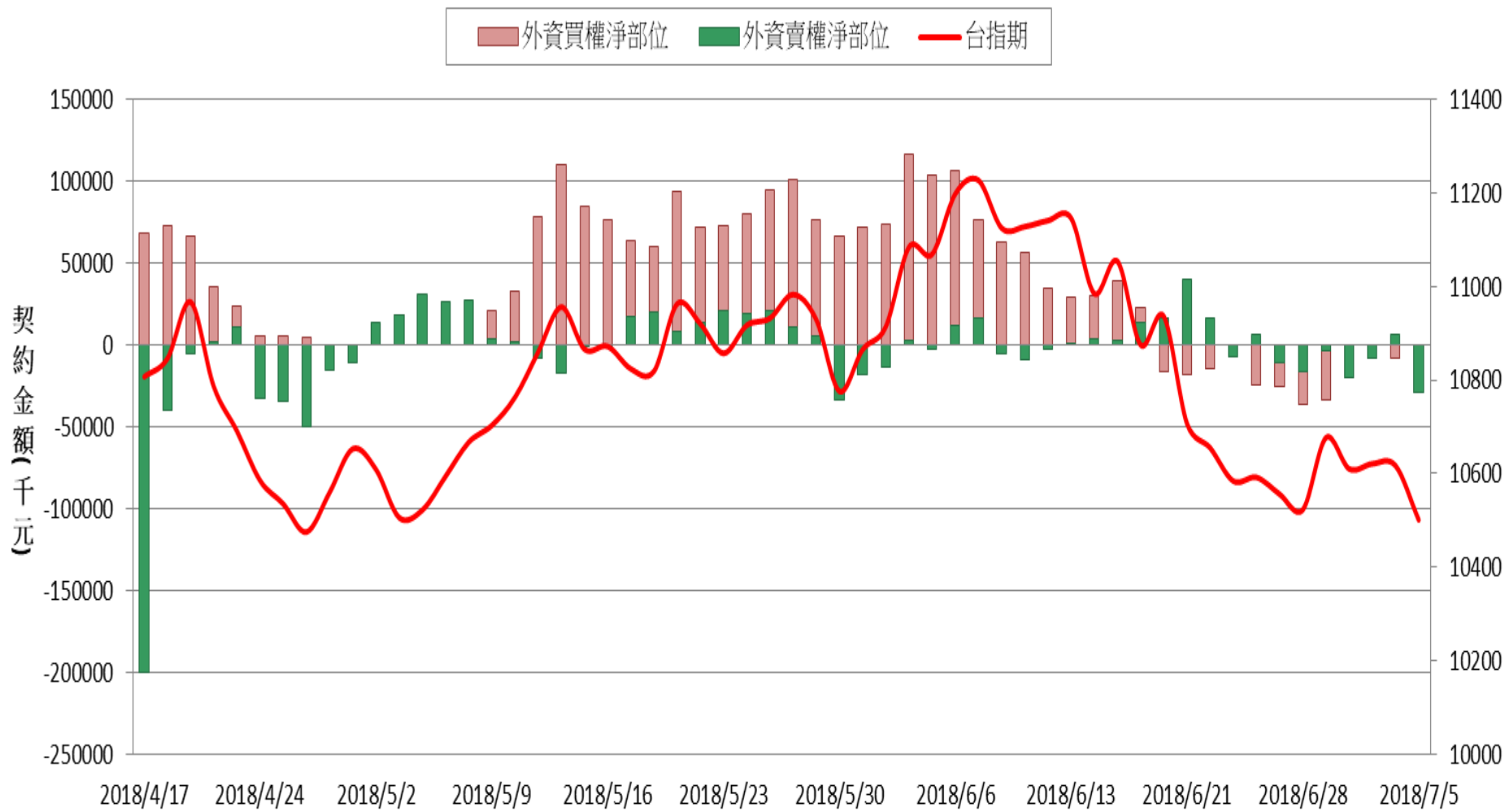


### 外資台指期與選擇權淨部位契約金額V.S台指期

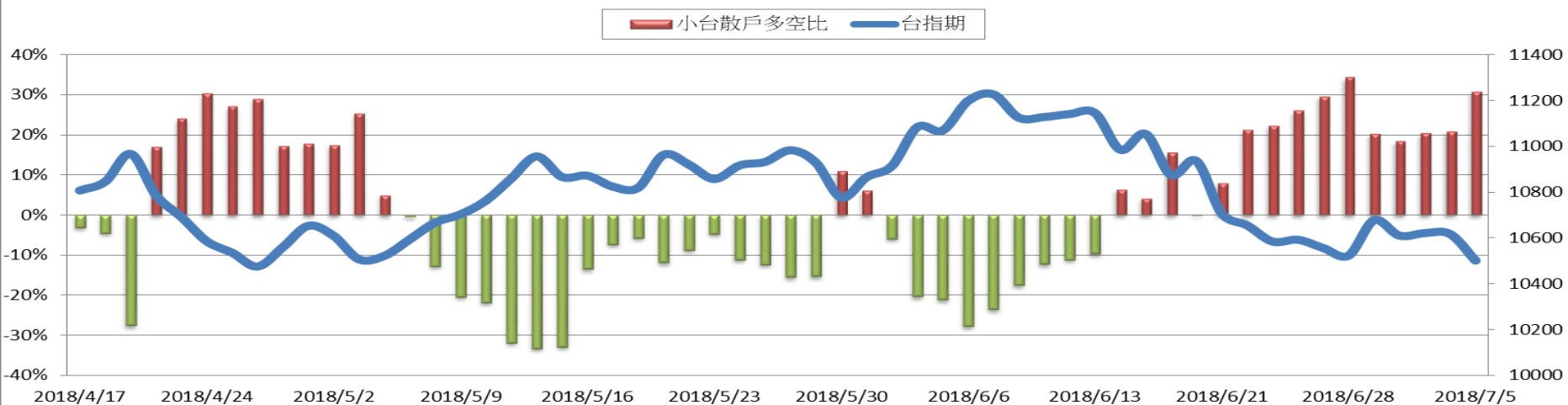


期權交易財務槓桿高，交易人請慎重考量自身財務能力，並留意控管個人部位及投資風險；過去的績效及預期的表現，不得為未來績效之保證，交易人須自行判斷與負責，本公司不負任何法律責任。華南金融集團 華南期貨股份有限公司 (104)年金管期總字第002號 台北市民生東路四段54號3樓之9 TEL/02-27180000 FAX/02-25463700

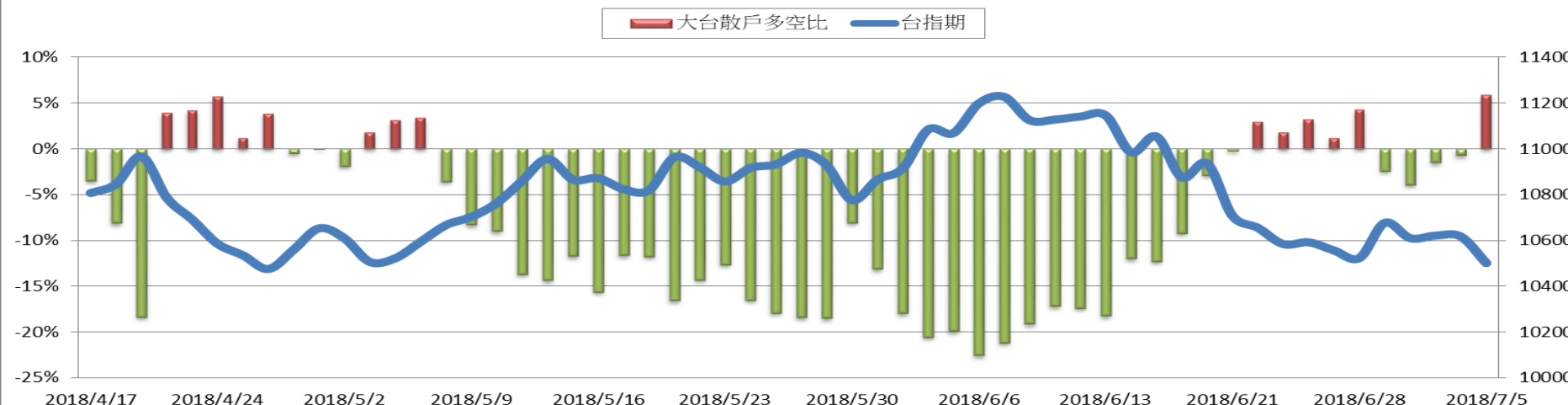
### 外資買賣權淨部位契約金額V.S台指期



台指期與小台散戶多空比(%)



台指期與大台散戶多空比(%)





		買 權		201807	賣 權		
Vol	OI變化	OI	履約價	OI	OI變化	Vol	
0	0	5	8900	3915	(+93)	175	
0	0	1	9000	3265	(+36)	359	
0	0	5	9100	1144	(+66)	276	
0	0	1	9200	1404	(+61)	197	
0	0	2	9300	2671	(+204)	724	
0	0	11	9400	2369	(-1646)	2331	
0	0	27	9500	5311	(-36)	596	
0	0	42	9600	6438	(+258)	781	
0	0	47	9700	7203	(+74)	788	
0	0	397	9800	6439	(+332)	1468	
0	0	9	9900	7516	(+134)	3002	
4	(-3)	60	10000	12737	(+224)	4171	
42	(+32)	90	10100	6615	(+357)	4005	
98	(-1)	374	10200	18443	(+1219)	7545	
573	(+178)	891	10300	15611	(-858)	10549	
1220	(+95)	1291	10400	13352	(+118)	9744	
4344	(+837)	3478	10500	13073	(-465)	15890	
10150	(+1037)	8874	10600	11851	(-633)	8941	
19130	(+4434)	14285	10700	5670	(+27)	4186	
18897	(+4083)	19319	10800	3366	(-235)	1308	
13551	(+2266)	19427	10900	1193	(-18)	636	
12624	(+210)	31380	11000	2038	(-24)	116	
6017	(-200)	19374	11100	1367	0	33	
2533	(+531)	16150	11200	118	0	2	
1204	(+461)	9927	11300	206	(-1)	4	
551	(+33)	6751	11400	70	0	0	
81	(-23)	5144	11500	43	0	0	
651	(-275)	3916	11600	55	0	0	
69	(+53)	1961	11700	17	0	0	
111	(+69)	2851	11800	1	0	0	
136	(+51)	1297	11900	21	(+20)	20	
367	(+131)	2097	12000	1	0	0	
50	(+50)	572	12100	0	0	0	
50	(+50)	402	12200	0	0	0	
0	0	517	12300	0	0	0	
0	0	718	12400	5	0	0	
0	0	475	12500	0	0	0	
0	0	658	12600	0	0	0	
0	0	660	12700	0	0	0	
0	0	754	12800	0	0	0	
132	(+132)	663	12900	0	0	0	
37	(+37)	977	13000	0	0	0	